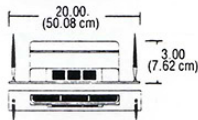


THE 1000 SERIES

Designed for round, square and rectangular checkstands. Centerpieces require cutout to be made in writing surface. For marble, granite, or heavy table tops, specify 3" long pen funnels. All calendars have black on white date cards. Date cards stored within unit unless noted. Line drawings show plan view first/elevation view second.

SINGLE SIDED



PC1325

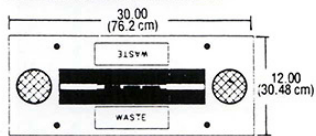
One three window calendar, date cards not stored within unit, three section verticle form holders, two black Graf™ Security pens with 24" cables. Double adhesive tape included.



PC1310

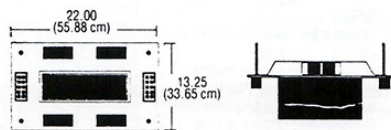
One three window calendar (month, day, date), date cards stored within unit, four verticle form holders (max. form width: 4 1/8"), one removable 9" deep waste receptacle, two black Graf™ security pens with 24" cables.

DOUBLE SIDED RECTANGULAR



PC1311

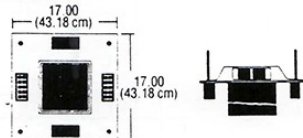
One three window double sided calendar (month, day, date), two ashtrays, eight vertical form holders (max. form width: 4 1/8"), two waste doors (with 9" deep receptacle), four black Graf™ security pens.



PC1365

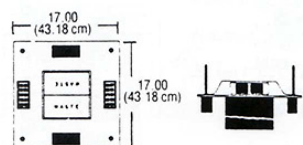
Two two window double sided calendar (month, date), two ashtrays, four verticle form holders (max. form width: 3 3/8"), one removable 9" deep waste receptacle, four black Graf™ security pens with 24" cables.

SQUARE



PC1360

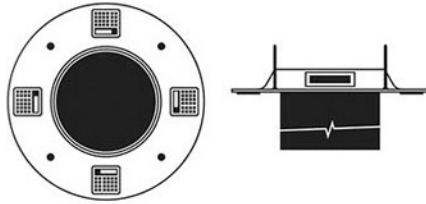
Four two window calendars (month, date), two ashtrays, two verticle form holders (max. form width: 3 3/8"), one removable 9" deep waste receptacle, four black Graf™ security pens with 24" cables.



PC1362

Four two window calendars (month, date), two ashtrays, two verticle form holders (max. form width: 3 3/8"), one double waste door (with 9" receptacle).


ROUND



PC1350

One digital calendar, four calculators, one waste door, four black security pens with 24" cables.

SIZE: 21" ROUND



PC????

One digital calendar, four calculators, one waste door, three black security pens with 24" cables.

SIZE: 21" L 10" 1/2"W

RECTANGULAR DOUBLE SIDED



PC1326

One digital calendar, six-section vertical form holder (max.form width 3 3/4") four black security pens with 24" cables.

SIZE: 20"L x 6"H

MODULAR COMPONENTS

All components are designed with square corners and require cutouts for recessed installation, flush or surface mount. Cutout drawings supplied with order.



PC1205

DIGITAL CALENDAR

SIZE: 7 1/2"L x 4"W



W1401

WASTE DOOR

Spring loaded waste door with black filled letters. Optional receptacle available.

SIZE: 7 1/2" L x 4"W -- CUTOUT DIMENSIONS: 7 1/8" x 3 5/8"



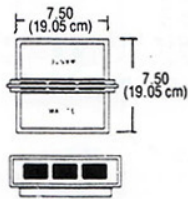
W1415

WASTE DOOR/FORM HOLDER

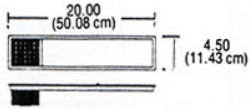
Spring loaded waste door with black filled letters. Optional receptacle available, Form holder.

SIZE: 12 3/4" L x 4"W - CUTOUT DIMENSIONS: 10 5/8" x 3 1/2"

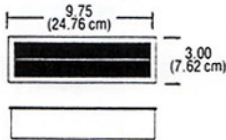




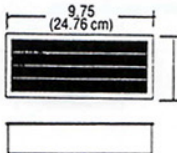
W1420
WASTE DOOR/DOUBLE SIDED CALENDAR UNIT
 Spring loaded waste door with black filled letters.
 Optional waste receptacle available. Double sided
 calendar displays month, day, and date. Cutout
 dimensions: 7" x 7"



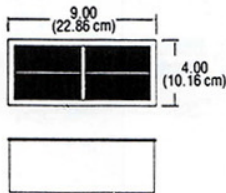
BR1605
FORM HOLDER/ASHTRAY UNIT
 Two-section flat form holder (max form size: 7 $\frac{1}{2}$ " x 3").
 Includes non-theft ashtray with swivel grill and
 removable cup. Cutout dimensions: 19 $\frac{1}{2}$ "x4".



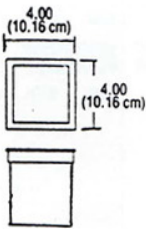
BR1616
FORM HOLDER
 Two-section horizontal (2 $\frac{1}{2}$ " to 1" deep).
 Maximum for size: 8 $\frac{3}{4}$ ".
 Cutout dimensions: 8 $\frac{3}{4}$ " x 2 $\frac{1}{2}$ ".



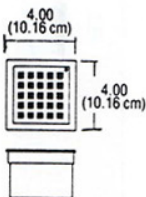
BR1617
FORM HOLDER
 Four horizontal sections.
 Two-section horizontal (2 $\frac{1}{2}$ " to 1" deep).
 Maximum for size: 8 $\frac{3}{4}$ ".
 Cutout dimensions: 9 $\frac{3}{4}$ " x 3 $\frac{3}{4}$ ".



BR1618
FORM HOLDER
 Four verticle sections. Optional depths (5" - 4").
 Maximum width: 3 $\frac{3}{4}$ ". Cutout dimensions: 5 $\frac{1}{2}$ " x 3 $\frac{3}{4}$ ".



ER 1619
FORM HOLDER
 For vertical usage 4" deep (max form width 3.20).
 Available: Two section staged depths 4"-3".



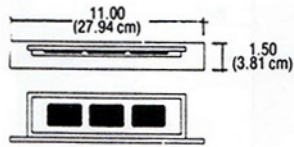
AT1451
ASHTRAY



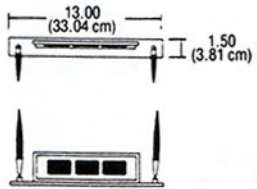
AT1460
ASHTRAY
 4" diameter ashtray with black cup.

SINGLE SIDED WITHOUT DATE CARD STORAGE

Three window calendar (day, month and date) designed for surface table top installation with or without date card storage. Wall mounted models come with or without pen sets.



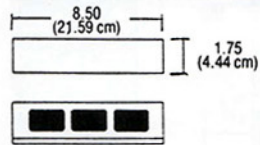
PC1107



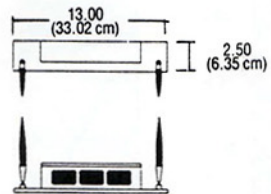
PC1108

Includes two black Graf™ security pens with 24" cables.

SINGLE SIDED WITH DATE CARD STORAGE



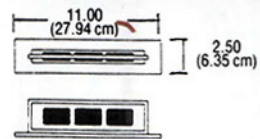
PC1111



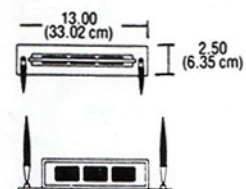
PC1112

Includes two black Graf™ security pens with 24" cables.

DOUBLE SIDED WITHOUT DATE CARD STORAGE



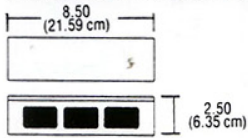
PC1109



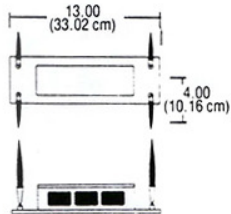
PC1110

Includes two black Graf™ security pens with 24" cables.

DOUBLE SIDED with DATE CARD STORAGE

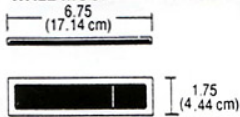


PC1115

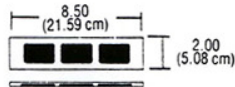


PC1116
Includes four black Graf™ security pens with 24" cables.

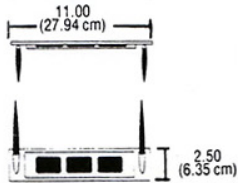
WALL MOUNTED WITHOUT DATE CARD STORAGE



PC1250

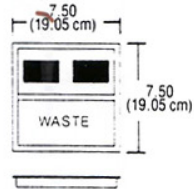


PC1103




PC1104
includes two black Graf™ security pens with 24" cables.

RECESSED WITH DATE CARD STORAGE



PC1206
TILT-OUT CALENDAR/WASTE UNIT
Two windows (month, date), one waste door with engraved letters black filled. Optional receptacle available. Cutout dimensions: 7" x 7".

PERPETUAL CALENDAR FOR USE BY SECURITY CAMERA



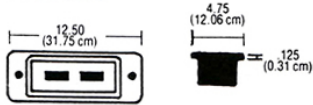
PC1190
PERPETUAL CALENDAR - SINGLE FACE

PC1191
PERPETUAL CALENDAR - DOUBLE FACE
4" x 5" x 8"H
Two Slots (month, date), No Storage, Surface Mount.
White on Black Calendar Inserts Included. 3" date insert for use by security cameras.

THE 2000 SERIES

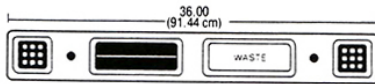
ALL components are theft resistant. Centerpieces require cutouts in checkstand writing surface for recessed installation, flush mount or surface mount. For marble, granite or heavy table tops, specify 3" long pen funnels. All line drawings show plan view; subheading indicates and view.

SINGLE SIDED



CC2300

One tilt-out calendar, two black Graf™ security pens with 24" cables.



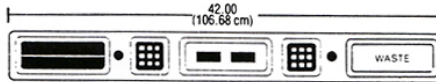
CC2310

Two ashtrays, one two-section form holder (max. form size: 8 1/4"), one waste door with 9" deep attached receptacle, two black Graf™ security pens with 24" cables.



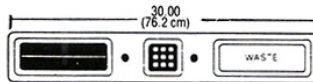
CC2315

Two two-section form holders (max. form size: 8 1/4"), two ashtrays, one waste door with 9" deep attached receptacle, two black Graf™ security pens with 24" cables.



CC2320

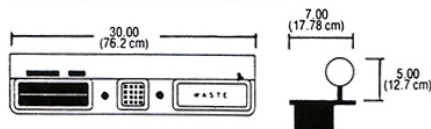
One two-section form holder (max. form size: 8 1/4"), two ashtrays, one tilt-out calendar, one waste door with 9" deep attached receptacle, two black Graf™ security pens with 24" cables.



CC2305

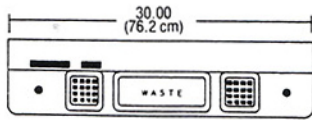
One two-section form holder (max. form size: 8 1/4"), one ashtray, one waste door with 9" deep attached receptacle two black Graf™ security pens with 24" cables.

SINGLE SIDED WITH ROTARY CALENDAR

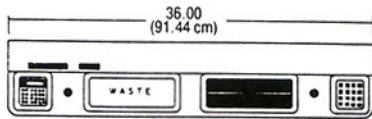


CC2301

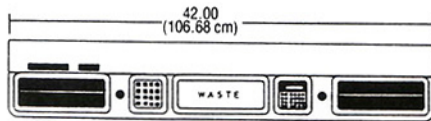
One rotary calendar, one two-section form holder (max. form size: 8 1/4"), one ashtray, one waste door with 9" deep attached receptacle two black Graf™ security pens with 24" cables.



CC2302
 One rotary calendar, two ashtray, one waste door with 9" deep attached receptacle two black Graf™ security pens with 24" cables.

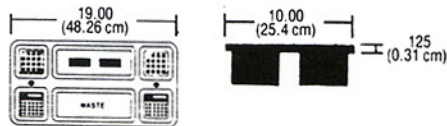


CC2303
 One rotary calendar, one ashtray, one waste door with 9" deep attached receptacle, one two-section form holder (max. form size: 8 1/4"), one calculator, two black Graf™ security pens with 24" cables.




CC2304
 One rotary calendar, two two-section form holder (max. form size: 8 1/4"), one ashtray, one waste door with 9" deep attached receptacle, one calculator, two black Graf™ security pens with 24" cables.

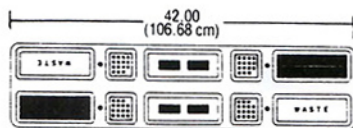
DOUBLE SIDED



CC2325
 Two calculators, one waste door with 9" deep attached receptacle, two ashtrays, one tilt-cut calendar, two black Graf™ security pens with 24" cables.






CC2410
 Two ashtrays, two LCD/calendar clocks, two two-section form holders (max. form size: 8/1/4") two calculators, four black Graf™ security pens with 24" cables.



CC2321
 Two two-section form holders (max. form size: 8/1/4") four ashtrays, two tilt-out calendars, two waste doors with 9" deep attached receptacles, four black Graf™ security pens with 24" cables.

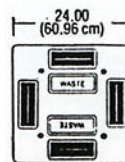
DOUBLE SIDED WITH ROTARY CALENDARS
(also available without rotary calendars)



ROUND



SQUARE



CC2331

One double sided rotary calendar, two two-section form holders (max. form size: 8 1/4"), two ashtrays, two waste doors with 9" deep attached receptacle, four black Graf™ security pens with 24" cables.

CC2341

One double sided rotary calendar, four ashtrays, two waste doors with 9" deep attached receptacle, two two-sections form holders (max. form size: 8 1/4"), four black Graf™ security pens with 24" cables.

CC2351

One double sided rotary calendar, four two-section form holders (max. form size: 8 1/4"), four ashtrays, two waste doors with 9" deep attached receptacles, four black Graf™ security pens with 24" cables.

CC2360

Two two-sections form holders (max. form size: 8 1/4"), two ashtrays, two LCD/calendar clocks, one waste door with 9" deep attached receptacle, four black Graf™ security pens with 24" cables.

CC2411

One double sided rotary calendar, two ashtrays, two calculators two waste doors with 9" deep attached receptacle, two three-section form holders (max. form size: 8 1/4"), four black Graf™ security pens with 24" cables.


CC2324

Two calculators, two tilt-out calendars, two ashtrays two two-section form holders (max. form size: 8 1/4"). one double waste door with 9" deep attached receptacle, four black Graf™ security pens with 24" cables.

CC2326

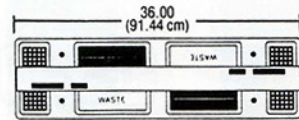
Two waste doors, four two section form holders (max. form size: 8 1/4"), four black Graf™ security pens with 24" cables.

DOUBLE SIDED WITH ROTARY CALENDARS
 (also available without rotary calendars)



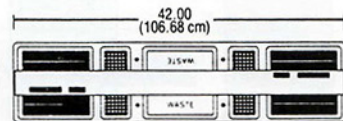
CC2331

One double sided rotary calendar, two two-section form holders (max. form size: 8 1/4"), two ashtrays, two waste doors with 9" deep attached receptacle, four black Graf™ security pens with 24" cables.



CC2341

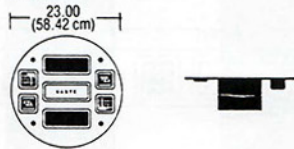
One double sided rotary calendar, four ashtrays, two waste doors with 9" deep attached receptacle, two two-section form holders(max. form size: 8 1/4"), four black Graf™ security pens with 24" cables.



CC2351

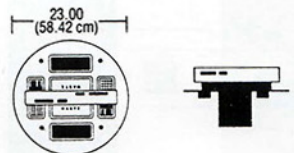
One double sided rotary calendar, four two-section form holders (max. form size: 8 1/4"), four ashtrays, two waste doors with 9" deep attached receptacles, four black Graf™ security pens with 24" cables.

ROUND



CC2360

Two two-section form holders(max. form size: 8 1/4"), two ashtrays, two LCD/calendar clocks, one waste door with 9" deep attached receptacle, four black Graf™ security pens with 24" cables.



CC2411

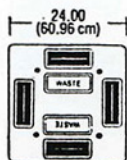
One double sided rotary calendar, two ashtrays, two calculators two waste doors with 9" deep attached receptacle, two three-section form holders(max. form size: 8 1/4"), four black Graf™ security pens

SQUARE



CC2324

Two calculators, two tilt-out calendars, two ashtrays two two-section form holders (max. form size: 8 1/4"), one double waste door with 9" deep attached receptacle, four black Graf™ security pens with 24" cables

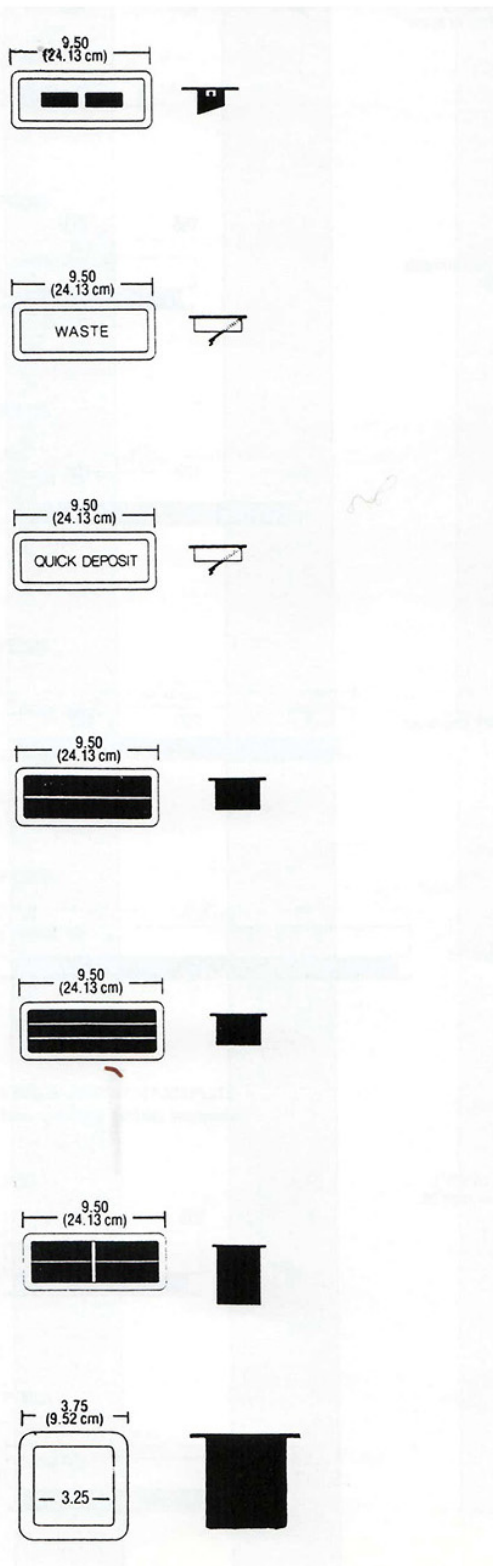


CC2326

Two waste doors, four two-section form holders (max. form size: 8 1/4"), four black Graf™ security pens with 24" cables.

MODULAR COMPONENTS - SERIES 2000

For custom designs all components are modular and interchangeable. The two basic sizes are: 9 1/2" x 3 3/4" x 3 3/4". Components require cutouts in writing surface for recessed installation, flush mount or surface mount.



TC2290

TILT-OUT CALENDAR

White on black date cards include (month and date), date cards stored within unit.

W2401

WASTE DOOR

Optional: Attached waste receptacle. Engraved letters "waste" are filled black.

Q2403

QUICK DEPOSIT DOOR

Optional: Receptable available. Engraved letters "quick deposit" are filled black.

BR2616

FORM HOLDER

Two-section for horizontal usage (max. form size: 8 1/4").

BR2617

FORM HOLDER

Three-section for horizontal usage (max. form size: 8 1/4").

BR2618

FORM HOLDER

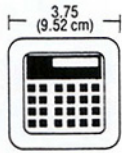
Two-section for vertical usage (max. form width: 4"). Rear pockets are 4 1/4" deep/forward pockets are 4 3/4" deep.

BR2619

FORM HOLDER

For vertical usage 4" deep (max form width 3.20).

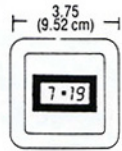
Available: Two section staged depths 4" -3".



CL2455

CALCULATOR

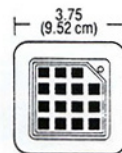
Seven function includes 2000 hour battery (Everready #189BP) with 5 minute auto shut-off. Chrome (#40) or brass (#60) keys. Solar calculator available upon request.



CL2475

LCD CALENDAR/CLOCK

Liquid quartz display, alternate calendar/clock or programmable as clock only. 2000 hour battery (Everready #189BP).



AT2451

ASHTRAY

Removable cup with theft-proof grill.



W2402

WASTE DOOR

Optional: Waste receptacle available. Engraved letters "waste" are filled black.



Q2400

QUICK DEPOSIT DOOR

Optional: Receptacle available. Engraved letters "quick deposit" are filled black.



Q2404

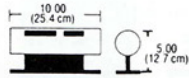
QUICK DEPOSIT UNIT

Includes envelope storage 7" deep (max. form size: 6 1/2"), and drop slot. Optional: Receptacle available.


THE 2000 SERIES

SINGLE SIDED WITH BASEPLATE (also available without baseplate)

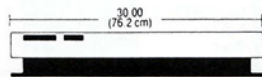
PC2110




PC2120




PC2130



PC2140




PC2150




DOUBLE SIDED WITH BASEPLATE (also available without baseplate)

PC2121

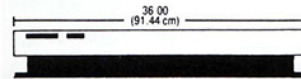


PC2131




THE 2000 SERIES

PC2141

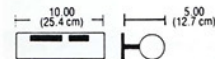


PC2151

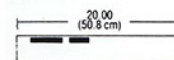


WALL MOUNTED WITH BASEPLATE

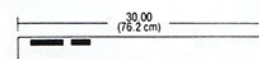
PC2210



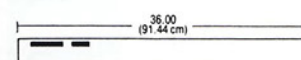
PC2220



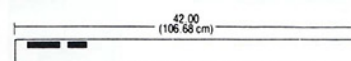
PC2230



PC2240



PC2250



THE 3000 SERIES

The 3000 Series Wedge™ system is designed with cut out required in writing surface, however adapters are available with no cutout. Components snap together and rearrange for numerous layouts. Numerous combinations allow the designer to utilize this collection to customize their particular needs. Satin Black insets are standard, housed in choice of 15 designer finishes.



CC3300
CHECKSTAND CENTERPIECE
One digital calendar, two black security pens with funnels and cables.



CC3309
CHECKSTAND CENTERPIECE
One LCD calendar/clock, one digital calendar, one calculator, two black security pens with funnels and cables.



CC3305
CHECKSTAND CENTERPIECE
One three-section form holder (max. form size 8 1/4"), one LCD calendar/clock, one waste door, two black security pens with funnels and cables.



CC3310
CHECKSTAND CENTERPIECE
One LCD calendar/clock, one waste door, one three-section form holder (max. form size 8 1/4"), one calculator, two black security pens with funnels and cables.



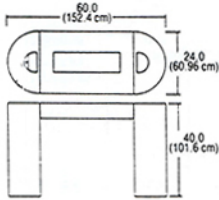
CC3315
CHECKSTAND CENTERPIECE
Two three-section form holders (max. form size 8 1/4"), one LCD calendar/clock, one waste door, one calculator, two black security pens with funnels and cables.



CC3320
CHECKSTAND CENTERPIECE
One four-section form holder (max. form size 8 1/4"), one LCD calendar/clock, one digital calendar, one calculator, one waste door, two black security pens with funnels and cables.

CHECKSTANDS

Designer may specify any material finish. Additionally, Metcor will custom manufacture checkstands per your designs. All checkstands are shipped crated and ready for installation. Call home office for details on specified finishes, custom designs, and crafting charges.



CS7001

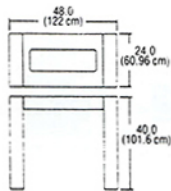
Oval checkstand

Writing Surface: Black granite

Verticle Surface(s): Polished brass

Components: CC2410, W2402, Q2404.

Additional Features: Waste and quick deposit receptacle. 2 locking doors in pedestals.



CS7003

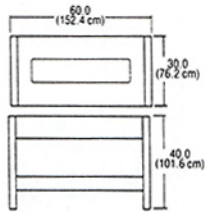
Rectangular checkstand

Writing Surface: Plastic laminate

Verticle Surface(s): Plastic laminate

Components: CC2331

Additional Features: none



CS7130

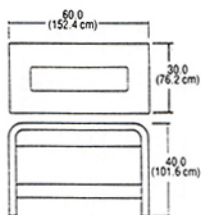
Rectangular checkstand

Writing Surface: Plastic laminate

Verticle Surface(s): Oak veneer

Components: CC2351

Additional Features: none



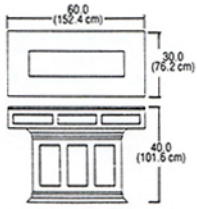
CS7131

Writing Surface: Plastic laminate

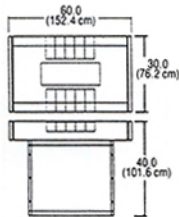
Verticle Surface(s): Plastic laminate

Components: CC2351

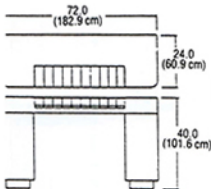
Additional Features: none



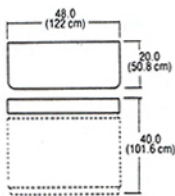
CS7007
 Rectangular checkstand
 Writing Surface: Black granite
 Verticle Surface(s): Hardwood
 Components: CC2351
 Additional Features: none



CS7004
 Oval checkstand
 Writing Surface: Glass
 Verticle Surface(s): Plastic laminate
 Components: CC2331
 Additional Features: 10 form holders, with waste receptacles



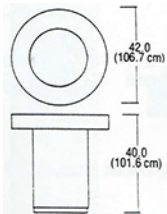
CS7006
 Rectangular checkstand
 Writing Surface: Plastic laminate
 Verticle Surface(s): Plastic laminate with aluminum tambour
 Components: CC2310
 Additional Features: 10 form holder pockets, two locking doors
 *Formerly model #CS7021



CS7005
 Rectangular checkstand
 Writing Surface: Plastic laminate with metal reveal
 Verticle Surface(s): Plastic laminate
 Components: CC2310
 Additional Features: 5 form holders, 7005D same as 7005 with verticle support and 2 doors (optional)

CHECKSTANDS

Designer may specify any material finish. Additionally, Metcor will custom manufacture checkstands per your designs. All checkstands are shipped crated and ready for installation. Call home office for details on specified finishes, custom designs, and crafting charges.



CS7002

Round checkstand without door

Writing Surface: Black granite

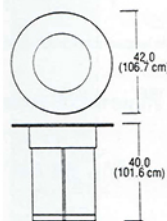
Verticle Surface(s): Black plastic laminate

Components: CC2411

Additional Features: CS7002D

(optional) same as 7002 with

door and lock



CS7120

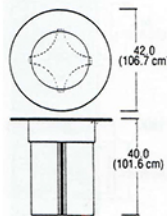
Round checkstand

Writing Surface: Black Andes granite with
laminare skirt

Verticle Surfaces(s): Lucite with stainless
steel trim

Components: CC2411

Additional Features: none



CS7121

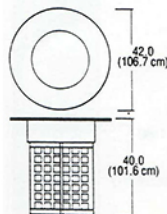
Round checkstand

Writing Surface: Black Andes granite with
black laminare skirt

Verticle Surfaces(s): Plastic laminare with
black trim

Components: CC2411

Additional Features: none



CS7122

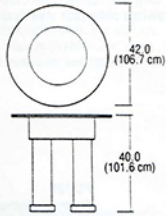
Round checkstand

Writing Surface: Black Andes granite with
black laminare skirt

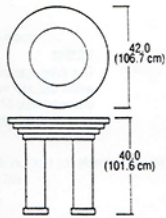
Verticle Surfaces(s): Painted hardwood base

Components: CC2411

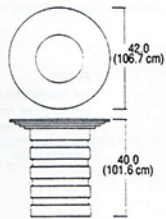
Additional Features: none



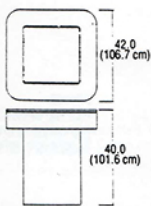
CS7123
 Round checkstand without door
 Writing Surface: Black Andes granite
 Vertical Surface(s): Four painted columns
 Components: CC2411
 Additional Features: none



CS7126
 Round checkstand
 Writing Surface: Plastic laminate
 Vertical Surfaces(s): Four painted columns with stainless steel trim
 Components: CC2411
 Additional Features: none



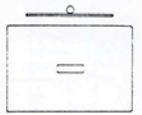
CS7127
 Round checkstand
 Writing Surface: Rose marble
 Vertical Surfaces(s): Plastic laminate with stainless steel trim
 Components: CC2411
 Additional Features: none




CS7009
 Square checkstand with radius corners
 Writing Surface: Verde marble with brass reveal
 Vertical Surfaces(s): Hardwood tambour
 Components: CC2324
 Additional Features: Optional waste door (7009D)



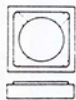
1130
SINGLE LETTER TRAY
24" x 36" x 1/8" H
Black Linoleum Standard. Brown Linoleum May Be Specified.
No Metal Trim.
Gross Wt. 3.0 lbs.
(18" x 24" Available on Special Quote)



1131
LETTER TRAY COVER
9" x 13" x 3/4" H
Gross Wt. 1.9 lbs.



1132
DOUBLE LETTER TRAY
10" x 14" x 6 3/4" H - Legal Size
Black Linoleum Insert *Brown Linoleum
Insert Available
Gross Wt. 5.3 lbs.



1140
ASHTRAY - SQUARE
7" x 7" x 1 3/4" H
Glass Liner
Gross Wt. 2.7 lbs.



1141
ASHTRAY - SQUARE
5" x 5" x 1 3/8" H
With 4" Diameter Screen
Gross Wt. 1.0 lbs.



1145
ASHTRAY - ROUND
5 1/2" Diameter x 1 1/2" H
"Burn-Proof" Inside finish.
Gross Wt. .70 lbs.



1146
ASHTRAY - ROUND
4 1/2" Diameter x 1 1/2" H
"Burn Proof" Inside Finish.
Gross Wt. .50 lbs.



1153
PAPER CLIP CUP
2 3/4" Diameter x 1 1/2" H
Gross Wt. .70 lbs.

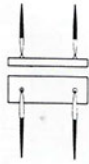


1155
PENCIL CUP
2 3/4" Diameter x 3 1/2" H
Gross Wt. 1.3 lbs.



1156
FLOWER VASE
2 3/4" Diameter x 7" H
With Glass Liner
Gross Wt. 3.0 lbs.

1000 Desk Accessory Series



1160
DOUBLE PEN SET
3" x 9" x 3/4" H
Includes Two METCOR Pens and Funnel.
With Shaeffer Pens and Funnels.
Gross Wt. 1.4 lbs.



1165
SINGLE PEN SET
3" x 9" x 3/4" H
Includes One METCOR Pens and Funnel.
With Shaeffer Pens and Funnels.
Gross Wt. .70 lbs.



1179
WASTEBASKET
10 1/2" Diameter x 13" H
Black or Brown Vinyl (No Finished Trim).
Black Metal Liner.
Gross Wt. 3.7 lbs.




1180
WASTEBASKET
10 1/2" Diameter x 13 1/2" H
Black Vinyl With Finished Metal Trim and
Removable Metal Liner.
Gross Wt. 4.3 lbs.



1186
TELEPHONE LIST FINDER
4" x 7 3/4" x 1" H
Gross Wt. 0.0 lbs.



1190
BOOK END BLOCKS
2" x 5" x 6" H
Gross Wt. 8.8 lbs.



1198
BOOK TYPE FINANCIAL CALENDAR
10 1/4" x 8 1/2" x 1/2" H
With Financial Interest and Discount Time
Teller Calendar, Refill Included.
Gross Wt. 3.5 lbs.

3000 Desk Accessory Series



3103
DESK PAD
 24" X 36"
 With 1 1/2" Side Panels. Black Linoleum Standard. Brown Linoleum May be Specified.
 Gross Wt. 4.3 lbs.

3101
DESK PAD
 20" X 34"



3104
DESK PAD
 24" X 36"
 With 1 1/2" Top Bar, Black Linoleum Standard. Brown Linoleum May Be Specified.
 Gross Wt. 4.0 lbs.
 (18" x 24" Available on Special Quote)

3102
DESK PAD
 20" X 34"



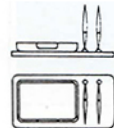
3111
DESK PAD
 7" x 8 1/4" x 1/2" H
 Includes 3 1/2 x 6" Calendar with Radius Corners.
 Gross Wt. 2.2 lbs.



3112
EXECUTIVE 3 IN 1 COMBINATION
 7" x 13 1/2" x 1/2" H
 Calendar, Memo Box With METCOR Ballpoint Pen and Funnel.
 With Shaeffer Pen and Funnel
 Gross Wt. 3.2 lbs.



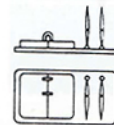
3113
EXECUTIVE COMBINATION
 7" x 8 1/4" x 1/2" H
 4" x 6" Memo Box, with Two METCOR Ballpoint Pen and Funnel.
 With Shaeffer Pen and Funnel
 Gross Wt. 2.4 lbs.



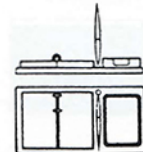
3114
EXECUTIVE COMBINATION
 7" x 13 1/2" x 1/2" H
 5" x 8" Memo Box, with Two METCOR Ballpoint Pen and Funnels.
 With Shaeffer Pen and Funnels
 Gross Wt. 3.9 lbs.



3115
LIBRARY SET
 7" x 1" x 1" H
 With Scissors and Letter Opener.
 Gross Wt. .90 lbs.



3116
EXECUTIVE COMBINATION
 7" x 13 1/2" x 1/2" H
 With Two METCOR Ballpoint Pens and Funnels.
 With Shaeffer Pens and Funnels.
 Gross Wt. 2.5 lbs.



3117
FINANCIAL EXECUTIVE 3 IN 1 COMBINATION
 8 1/2" x 16" x 1 1/2" H
 With interest and Time Calendar. Memo Box with 4" x 6" Memo Paper and METCOR Ballpoint Pen and Funnel.
 With Shaeffer Pen and Funnel
 Gross Wt. 4.4 lbs.



3120
MEMO BOX
 5 1/2" x 8 1/2" x 1 1/8" H
 WITH 5" X 8" Paper.
 Gross Wt. 1.8 lbs.



3121
MEMO BOX
 4 1/2" x 6 1/2" x 1 1/8" H
 With 4" x 6" Paper.
 Gross Wt. .90 lbs.



3122
MEMO BOX - SIDE OPENING
 4 1/2" x 6 1/2" x 1 1/8" H
 With 4" x 6" Paper.
 Gross Wt. 1.0 lbs.



3123
MEMO BOX - SIDE OPENING
 10" x 14" x 2"
 With Front Opening.
 Gross Wt. 2.5 lbs.



3130
SINGLE LETTER TRAY - LETTER SIZE
 10" x 14" x 2"
 With Front Opening.
 Gross Wt. 2.5 lbs.

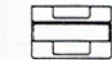


3330
SINGLE LETTER TRAY - LEGAL SIZE
 10" x 15" x 2"
 With Front Opening.
 Gross Wt. 2.7 lbs.

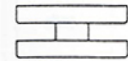


3131
LETTER TRAY COVER
 9" x 13"
 Gross Wt. 1.9 lbs.

(8 1/2" x 12" Available on Special Quote)



3134
DOUBLE LETTER TRAY - LETTER SIZE
 10" x 14" x 6 1/2" H
 With 4" Wide Black Brackets
 Gross Wt. 5.5 lbs.



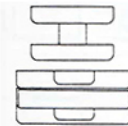
3334
DOUBLE LETTER TRAY - LEGAL SIZE
 10" x 15" x 6 1/2" H
 With 4" Wide Black Brackets
 Gross Wt. 5.9 lbs.



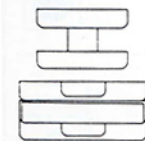
3135
SINGLE LETTER TRAY - SIDE OPENING
LETTER SIZE
 10" x 14" x 2" H
 Gross Wt. 2.7 lbs.



3335
SINGLE LETTER TRAY - SIDE OPENING
LEGAL SIZE
 10" x 15" x 2" H
 Gross Wt. 2.9 lbs.



3136
DOUBLE LETTER TRAY - SIDE OPENING
LEGAL SIZE
 10" x 14" x 6 1/2" H
 With 4" Wide Black Brackets
 Gross Wt. 5.4 lbs.

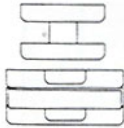


3336
DOUBLE LETTER TRAY - SIDE OPENING
LEGAL SIZE
 10" x 15" x 6 1/2" H
 With 4" Wide Black Brackets
 Gross Wt. 2.9 lbs.

3000 Desk Accessory Series



3137
COMPUTER PRINT-OUT TRAY
12" x 16" x 2" H
Gross Wt. 3.2 lbs.



3138
DOUBLE COMPUTER PRINT-OUT TRAY
12" x 16" x 6 1/2" H
With 4" Wide Black Brackets.
Gross Wt. 6.7 lbs.



3141
ASHTRAY
5" x 5" x 1 1/2" H
"Burn-Proof" Inside Finish.
Gross Wt. .70 lbs.



3142
ASHTRAY
5" x 5" x 1 1/2" H
Screen Top (Removable) "Burn- Proof"
Inside Finish.
Gross Wt. .90 lbs.



3144
ASHTRAY
8" Diameter x 1 1/2" H
"Burn- Proof" Inside Finish.
Gross Wt. 1.5 lbs.



3155
PENCIL CUP
2 5/8" x 2 5/8" x 3 1/2" H
Gross Wt. .40 lbs.



3160
DOUBLE PEN SET
3" x 9" x 1/2" H
With 2 METCOR Ballpoint Pens and
Funnels. With Shaeffer Pen and Funnel.
Gross Wt. .90 lbs.



3165
SINGLE PEN SET
3" x 3" x 1/2" H
With METCOR Ballpoint Pen and
Funnel. With Shaeffer Pen and Funnel.
Gross Wt. .40 lbs.



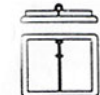
3179
WATERBASKET
10 1/2" Diameter x 13 1/2" H
Black or Brown Leather Textured Vinyl
with Black Metal Liner.
Gross Wt. 3.7 lbs.



3180
WATERBASKET
10" Diameter x 12 1/2" H
Seamless Aluminum Inside Black Finish.
Gross Wt. 3.3 lbs.



3190
BOOKEND BLOCKS
5" x 5" x 2 1/2" H
2 Per Set.
Gross Wt. 11.2 lbs.



3198
**BOOK-TYPE INTEREST AND DISCOUNT
TIME-TELLER CALENDAR**
8 1/2 x 10 1/2" x 1/2" H
Gross Wt. 3.7 lbs.

4000 Desk Accessory Series

System Combinations Mounted on a common base



**4001
SYSTEM**
24 1/2" x 8" x 2 1/4"
4125 Clock, 4160 Double
Pen/Memo, 4111 Calendar.
With Black or Brown Leather.



**4002
SYSTEM**
26 1/2" x 8" x 2 1/4"
Not Shown in Catalog.
4155 Pencil Tray Organizer,
4160 Double Pen/Memo,
4111 Calendar, With Black
or Brown Leather.



**4003
SYSTEM**
31 1/4" x 8" x 2 1/4"
4125 Clock, 4160 Double
Pen/Memo, 4141 Ashtray,
4111 Calendar, With Black
or Brown Leather.



**4004
SYSTEM**
33 1/2" x 8" x 2 1/4"
4155 Pencil Tray Organizer,
4160 Double Pen/Memo,
4141 Ashtray, 4111 Calendar, With Black
or Brown Leather.



**4005
SYSTEM**
40 1/2" x 8" x 2 1/4"
4160 Double Pen/Memo, 4125 Clock,
4155 Pencil Tray Organizer, 4141
Ashtray, 4111 Calendar, With Black
or Brown Leather.



**4103
DESK PAD**
36" x 24"
Black Linoleum Standard. Brown
Linoleum May Be Specified.

**4101
DESK PAD**
20" x 34"



**4104
DESK PAD**
36" x 24"
With 2 1/2" Top Bar. Black Linoleum
Standard, Brown Linoleum
May Be Specified.

**4102
DESK PAD**
20" x 34"



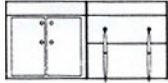
**4105
DESK PAD**
36" x 24"
Not Shown in Brochure. With Single Pen
Set and Seaffer B5 Ballpoint Pen. Black
Linoleum Standard, Brown Linoleum
May Be Specified.



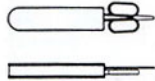
**4106
DESK PAD**
36" x 24"
With Double Pen Set and Seaffer B5
Ballpoint Pens. Black Linoleum
Standard. Brown Linoleum
May be specified.



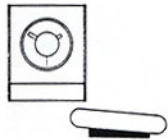
**4111
BOOK-TYPE CALENDAR**
8 1/2" x 8" x 2 1/4"
With Calendar. With Black or
Brown Leather.



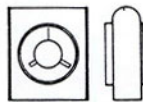
4112
EXECUTIVE 2 IN 1 COMBINATION
17" x 8" x 2 1/2"
Calendar, 5" x 8" Memo Box with Two
Sheaffer B5 Ballpoint Pens. With Black or
Brown Leather.



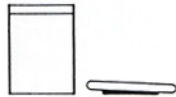
4115
LIBRARY SET
With Solingen Shears and Letter Opener,
With Black or Brown Leather.



4125
CLOCK
6 1/2" x 8" x 2 1/2"
(Horizontal) Kienzle Quartz
Movement. Battery Operated ("C" Cell
Battery). With Black or Brown Leather.



4126
CLOCK
5 3/4" x 2" 6 3/4"
(Vertical) Kienzle Quartz Movement.
Battery Operated. ("C" Cell Battery),
With Black or Brown Leather.



4130
SINGLE LETTER TRAY
10 1/4" X 15 3/4" X 2 3/4"
With Black or Brown Leather.



4131
LETTER TRAY COVER
9 1/4" x 13 1/2" x 3/4"



4132
DOUBLE LETTER TRAY
10 1/4" x 15 3/4" x 5 1/2"
With Black or Brown Leather.



4133
TRIPLE LETTER TRAY
10 1/4" x 15 3/4" x 8 1/4"
With Black or Brown Leather.



4141
ASHTRAY
6 1/2" x 8" x 2 1/4"
"Burn-Proof" Finish. With Black or
Brown Leather.



4151
CIGARETTE BOX
8 1/4" x 6 1/4" x 2"
Wood Lined Interior With Black or
Brown Leather.

4000 Desk Accessory Series



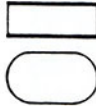
4155
PENCIL TRAY - ORGANIZER
8 1/2" x 8" 2 1/4"
With Black or Brown Leather.



4160
PEN SET
8 1/2" x 8" 2 1/4"
With 5" x 8" Memo Box, With Two Sheaffer
B5 Ballpoint Pens and Funnels. With Black
or Brown Leather



4180
WASTEBASKET
10 1/2" x 13 1/2"
Black Vinyl with Metal Liner.
Also available seamless metal
wastebasket see # 3180



4190
BOOKEND BLOCKS
6 1/2" x 2 1/2" x 4"
2 Per Set With Black or Brown Leather.

GROMMETS

GROMMETS

Grommets press fit. Covers are spring loaded and fit into grommets. Available with up to three cutouts.

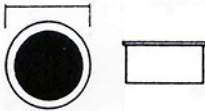
1.625
(4.13 cm)



GR1000

Cutout dimensions: 1 1/2" dia.

1.875
(4.76 cm)



GR1005

Cutout dimensions: 1 3/4" dia. With cover see model GR1015

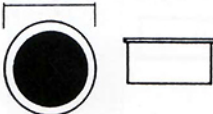
2.375
(6.03 cm)



GR1007

Cutout dimensions: 2 1/32" dia. With cover see model GR1017.

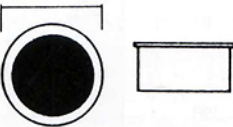
2.875
(7.3 cm)



GR1008

Cutout dimensions: 2 1/2" dia. With cover see model GR1018.

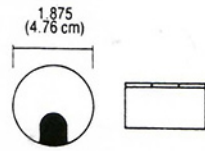
3.5
(8.89 cm)



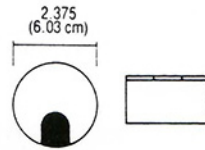
GR3500

Cutout dimensions: 3" dia.

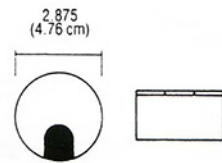
COVERS



GR1015
Fits grommet #GR1005.
Includes one cutout. For additional cutout add
\$5.00 list/ea. (max. 1 cutout).

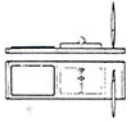


GR1017
Fits grommet #GR1007
Includes one cutout. For additional cutout add
\$5.00 list/ea. (max. 2 cutouts).

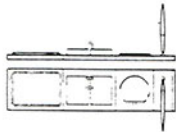


GR1018
Fits grommet #GR1008
Includes one cutout. For additional cutout add
\$5.00 list/ea. (max. 2 cutouts).

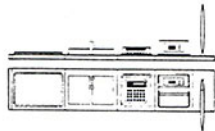
OVAL PLUS™
Desk Accessory System



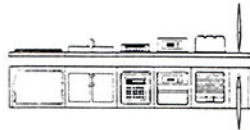
6501
COMBINATION 1
5 3/8" x 17 1/2" x 5/8" H
Consists of: Memo Box,
Calendar, Sheaffer Pen.
Gross Wt. 4.2 lbs.



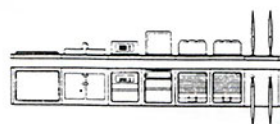
6502
COMBINATION 2
5 3/8" x 22 1/2" x 5/8" H
Consists of: Memo Box,
Calendar, Ashtray,
Sheaffer Pen.
Gross Wt. 5.2 lbs.



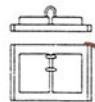
6503
COMBINATION 3
5 3/8" x 27 5/8" x 5/8" H
Consists of: Memo Box,
Calendar, Calculator,
LCD Clock/Utility Tray,
Sheaffer Pen.
Gross Wt. 6.5 lbs.



6504
COMBINATION 4
5 3/8" x 32 5/8" x 5/8" H
Consists of: Memo Box,
Calendar, Calculator,
LCD Clock/Utility Tray,
Address/Index File,
Sheaffer Pen.
Gross Wt. 8.5 lbs.



6506
COMBINATION 6
5 3/8" x 40 1/4" x 5/8" H
Consists of: Memo Box,
Calendar, LCD Clock/Utility Tray,
Picture Frame/Utility Tray, 2 Address/Index Files,
2 Sheaffer Pen.
Gross Wt. 9.6 lbs.



B

6511
CALENDAR
5 3/8" x 7 7/8" x 5/8" H
Includes Calendar Refills.
Gross Wt. 1.9 lbs.



A

6521
MEMO BOX
5 3/8" x 7 7/8" x 5/8" H
With Band Wrapped Paper.
Gross Wt. 1.9 lbs.



F

6528
LCD CALENDAR/CLOCK
5 3/8" x 5 7/8" x 5/8" H
With Utility Tray, Alternating Clock/
Calendar (Month and Day), Long Life.
Battery included
Gross Wt. 1.4 lbs.



D

6541
ASHTRAY
5 3/8" x 5 7/8" x 5/8" H
With Removable Burnproof Liner.
Gross Wt. 1.3 lbs.



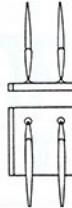
M

6553
PAPER-CLIP TRAY
5 3/8" x 5 7/8" x 5/8" H
Gross Wt. 1.2 lbs.



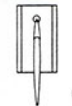
L

6554
PICTURE FRAME
5 3/8" x 5 7/8" x 5/8" H
With Removable Metal Frame,
With Utility Tray.
Gross Wt. 1.5 lbs.



H

6560
DOUBLE PEN SET
5 3/8" x 5 7/8" x 5/8" H
With 2 Sheaffer Pens.
Gross Wt. 1.85 lbs.



C

6565
SINGLE PEN SET
5 3/8" x 3 3/8" x 5/8" H
With Sheaffer Pen.
Gross Wt. 1.5 lbs.



E

6588
CALCULATOR
5 3/8" x 5 7/8" x 5/8" H
With Removable Calculator Module
(Battery Included).
Gross Wt. 1.8 lbs.




G

6585
ADDRESS-INDEX FILE
5 3/8" x 5 7/8" x 5/8" H
A to Z Index with Refill.
Gross Wt. 1.9 lbs.



2736
NAME PLATE METAL INGOT
9" x 2" x 1" H
Includes Black or Brown Plexiglass Pane
with Hot Stamped Name.
Gross Wt. 1.6 lbs.



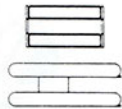
S3171
NAME PLATE METAL INGOT
9" x 1 1/2" x 3/4" H
Includes Engraved Name, Standard
Gothic Type - All Cap. Letters.
Gross Wt. 1.5 lbs.



6571
NAME PLATE
1 1/2" x 6" x 1 1/4" H
Gross Wt. 0.3 lbs.
(For insertion into memo box - Models 6821, 6521 & 6121)




6130
SINGLE LETTER TRAY
10 1/4" x 15" x 1 3/4" H
Black Baked Enamel Interior.
Gross Wt. 2.5 lbs.



6132
DOUBLE LETTER TRAY
10 1/4" x 15" x 6" H
Black Baked Enamel Interior.
Gross Wt. 5.2 lbs.

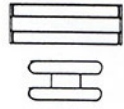
OVAL PLUS™



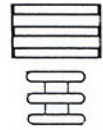
6133
TRIPLE LETTER TRAY
10 1/4" x 15" x 10 1/4" H
Black Baked Enamel Interior.
Gross Wt. 8.0 lbs.



6135
SINGLE LETTER TRAY
10" x 15" x 1 3/4" H
Side Opening.
Black Baked Enamel Interior.
Gross Wt. 2.4 lbs.



6136
DOUBLE LETTER TRAY
10" x 15" x 6" H
Side Opening.
Black Baked Enamel Interior.
Gross Wt. 5.0 lbs.



6137
TRIPLE LETTER TRAY
10" x 15" x 10 1/4" H
Side Opening.
Black Baked Enamel Interior.
Gross Wt. 8.3 lbs.



6138
PAPER ORGANIZER/VERTICLE LETTER TRAY
14 1/2" x 5 3/8" 8" H
Free Standing or Wall Mounted. (Wall Mounted
Attachment Optional).
Black Baked Enamel Interior.
Gross Wt. 6.2 lbs.



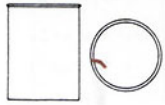
6139
BUSINESS CARD HOLDER
4" x 1 1/4" x 2 1/4" H
Gross Wt. 6.2 lbs.



6155
PENCIL CUP
2" x 3 1/2" x 4" H
Gross Wt. 0.80 lbs.



6156
FLOWER VASE
2" x 3 1/2" x 7" H
Gross Wt. 1.01 lbs.



3180
WATERBASKET
10" Diameter x 12 1/2" H
Seamless Aluminum Inside Black Finish.
Gross Wt. 3.3 lbs.
(See 3179 as optional wastebasket)



3103	3101
DESK PAD	DESK PAD
24" x 36"	20" x 34"
With 1 1/2" Side Panels, Black Linoleum Standard. Brown Linoleum May Be Specified.	
Gross Wt. 4.3 lbs.	



3104	3102
DESK PAD	DESK PAD
24" x 36"	20" x 34"
With 1 1/2" Top Panel, Black Linoleum Standard. Brown Linoleum May Be Specified.	
Gross Wt. 4.0 lbs. (18" x 24" Available on special quote)	

OVAL SIX_™ / OVAL 8_™



6100
DESK PAD
24" x 36"
Smooth Texture Linoleum, Black, Brown.
Gross Wt. 3.7 lbs.



6101
DESK PAD
18" x 24"
1/2" Radius Corners, Smooth Texture.
Linoleum, Black, Brown.
Gross Wt. 3.7 lbs.



6104
DESK PAD
24" x 36" x 1" Bar Top
With 1/2" Radius Corners, Smooth Texture.
Linoleum, Black, Brown.
Gross Wt. 3.7 lbs.

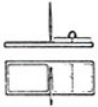
6102
DESK PAD
20" x 34"
With 1/2" Radius Corners, Smooth Texture.
Linoleum, Black, Brown.
Gross Wt. 3.7 lbs.



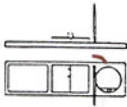
6105
DESK PAD
18" x 24" x 1" Bar Top
With 1/2" Radius Corners, Smooth Texture.
Linoleum, Black, Brown.
Gross Wt. 2.8 lbs.



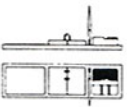
6111
BOOK TYPE CALENDAR
5 3/8" x 7 1/4" x 5/8" H
Includes Calendar Refill Module.
Gross Wt. 1.7 lbs.



6112
EXECUTIVE 3 IN 1 COMBINATION
5 3/8" x 14 1/8" x 5/8" H
Includes Calendar Refill Module, Memo Box
with 4" x 6" Band Wrapped Paper, METCOR
Pen and Funnel.
Gross Wt. 3.2 lbs.



6116
EXECUTIVE COMBINATION
5 3/8" x 19 1/4" x 5/8" H
Includes Calendar Refill Module, Memo Box
with 4" x 6" Band Wrapped Paper, METCOR
Pen and Funnel, Ashtray with Removable
"Burn-Proof" Liner.
Gross Wt. 3.7 lbs.



6117
EXECUTIVE COMBINATION
5 3/8" x 19 1/4" x 5/8" H
Includes Calendar Refill Module, Memo Box
with 4" x 6" Band Wrapped Paper, METCOR
Pen and Funnel and Telephone/Address Index.
Gross Wt. 3.7 lbs.



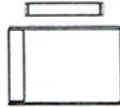
6121
MEMO BOX
5 1/8" x 7" x 5/8" H
With 4" x 6" Band Wrapped Paper
Gross Wt. 1.8 lbs.



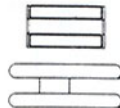
6125
LCD CLOCK/CALENDAR
3 3/8" x 3 1/2" x 2" H
Alternating Clock and Calendar (Month and
Day), Long-life Battery Included.
Gross Wt. 0.8 lbs.




6126
LCD CLOCK/CALENDAR
3 1/2" x 2" x 3 1/4" H
Alternating Clock and Calendar (Month and Day). Long-Life Battery Included.
Gross Wt. 1.0 lbs.



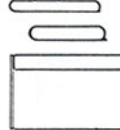
6130
SINGLE LETTER TRAY
10 1/4" x 15" x 1 3/4" H
Baked Enamel Interior.
Gross Wt. 2.5 lbs.



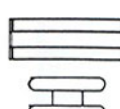
6132
DOUBLE LETTER TRAY
10 1/4" x 15" x 6" H
Baked Enamel Interior.
Gross Wt. 5.2 lbs.



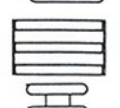
6133
TRIPLE LETTER TRAY
10 1/4" x 15" x 10 1/4" H
Black Baked Enamel Interior.
Gross Wt. 8.0 lbs.



6135
SINGLE LETTER TRAY
10" x 15" x 1 3/4" H
Side Opening. Baked Enamel Interior.
Gross Wt. 2.4 lbs.



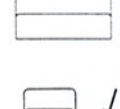
6136
DOUBLE LETTER TRAY
10" x 15" x 6" H
Side Opening, Baked Enamel Interior.
Gross Wt. 5.0 lbs.



6137
TRIPLE LETTER TRAY
10" x 15" x 10 1/4" H
Side Opening, Black Baked Enamel Interior
Gross Wt. 8.3 lbs.



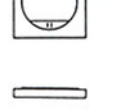
6138
PAPER ORGANIZER/VERTICLE LETTER TRAY
14 1/2" x 5 3/8" x 8" H
Free Standing Triple Letter Tray.
Gross Wt. 6.2 lbs.



6139
BUSINESS CARD HOLDER
4" x 1 1/4" x 2 1/4" H
Gross Wt. 0.30 lbs.



6141
ASHTRAY
5 3/8" x 5 3/8" x 5/8" H
With Removable Burn-Proof Liner.
Gross Wt. 1.0 lbs.




6142
ASHTRAY
5 3/8" x 5 3/8" x 5/8" H
With Removable Screen Top, Black Ring and Metal Tray.
Gross Wt. 1.0 lbs.



6153
PAPER CLIP CUP
2" x 3 1/2" x 1 1/4" H
Gross Wt. 0.5 lbs.

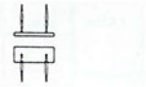
OVAL SIX™ / OVAL 8™




6155
PENCIL CUP
 2" x 3 1/2" x 4" H
 Gross Wt. 0.8 lbs.



6156
FLOWER VASE
 2" x 3 1/2" x 7" H
 Gross Wt. 1.0 lbs.



6160
DOUBLE PEN SET
 3 1/8" x 9" x 5/8" H
 With 2 METCOR Pens.
 Gross Wt. 1.4 lbs.



6165
SINGLE PEN SET
 3 1/8" x 3 5/8" x 5/8" H
 With 2 METCOR Pen.
 Gross Wt. 0.7 lbs.



6179
WATERBASKET
 10" Diameter x 1 3/4" H
 Black or Brown Leather Textured Vinyl.
 with Metal Liner.
 Gross Wt. 3.7 lbs.



6182
WATERBASKET
 9 3/4" Diameter x 1 5/8" H
 Black Plastic
 Gross Wt. 2.0 lbs.



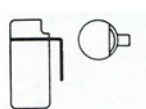
6185
TELEPHONE AND ADDRESS INDEX
 5 3/8" x 7 1/4" x 5/8" H
 A to Z Index With Refill.
 Gross Wt. 1.4 lbs.



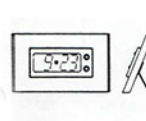
6188
CALCULATOR
 3 1/8" x 3 1/8" x 5/8" H
 7 Functions Calculator With 5 Minute Automatic Shut-off.
 2000 Hour Battery Included.
 Gross Wt. 0.7 lbs.



6190
BOOKENDS
 5 1/8" x 4 1/2" x 6 1/2" H
 Gross Wt. 2.2 lbs.

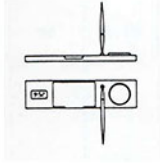


6194
INSULATED CARAFE
 Black or Chrome 16 Ounce Capacity, Hot or Cold
 Gross Wt. 2.0 lbs.



6827
ILCD CLOCK/CALENDAR
 4 1/8" x 1 7/16" x 2 3/8" H
 Alternating Clock and Calendar (Month and Day) Long-life
 Battery Included.

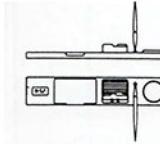
MICRO SIX™ / MICRO 8™



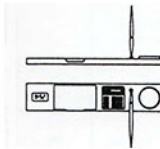
6201
COMBINATION A
13 3/8" x 3 3/8" x 5/8" H
LCD Calendar/Clock, Memo Pad 3" x 5"
Pen and Paper Clip Holder (Ashtray Optional).
Gross Wt. 1.5 lbs.



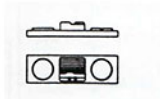
6202
COMBINATION B
14" x 3 3/8" x 5/8" H
LCD Calendar/Clock, Memo Pad 3" x 5"
Calculator and Pen.
Gross Wt. 1.5 lbs.



6203
DOUBLE PEN SET
17" x 3 3/8" x 5/8" H
LCD Calendar/Clock, Memo Pad 3" x 5"
Telephone and Address Index, Pen and Paper Clip Holder.
Gross Wt. 1.8 lbs.



6204
COMBINATION D
17" x 3 3/8" x 5/8" H
LCD Calendar/Clock, Memo Pad 3" x 5"
Calculator and Pen and Ashtray (Paper Clip Holder Optional).
Gross Wt. 1.8 lbs.



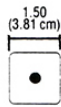
6205
THE ORGANZIER
11 3/8" x 3 3/8" x 5/8" H
Paper Clip Holder, Telephone and Address Index and Ashtray.
Gross Wt. 1.3 lbs.



6185
SECRETARIAL COMBINATION
10 1/2" x 3 3/8" x 5/8" H
LCD Calendar/Clock, Memo Pad 3" x 5"
Pen.
Gross Wt. 1.1 lbs.

PEN SETS

All pen sets are equipped with black Graf™ pens secured with 24" cable. Available: Desk mount (with or without adhesive), wall mount(adhesive or mechanical). or recess surfaced mount (built-in).



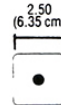
PS1501
Square base



PS1505
Square base



PS1503
Square base



PS1510
Square base



PS1511
Square base



PS1507
Round base



PS1512
Round base

Ash and Trash Receptacles

	<p>128 ASH URN/WASTE RECEPTACLE New Ash and Trash Receptacles made of Satin or Polished Stainless Steel. Sizes are 9 1/2" round, 24" high with a mechanical seam. Plastic waste liner is included.</p>
	<p>102 SAND URN 10" DIAMETER X 24" H Seamless with Sand Pan 2 1/2" Deep. White Sand included. (Optional Sand Sifter Available. See Product #1093 in Price List) Gross Wt. 20.5 lbs.</p>
	<p>103 SAND URN 10" Diameter x 28" H Seamless with Sand Pan 2 1/2" Deep. White Sand included. (Optional Sand Sifter Available. See Product #1093 in Price List) Gross Wt. 21.0 lbs.</p>
	<p>106 ASH URN 10" Diameter x 24" H Seamless with Funnel Top. Ash-Pan Standard with Product Gross Wt. 21.6 lbs.</p>
	<p>107 ASH URN 10" Diameter x 28" H Seamless with Grill Top. Ash-Pan Standard with Product. Funnel Optional. Gross Wt. 21.5 lbs.</p>
	<p>108 ASH URN/WASTE RECEPTACLE 10" Diameter x 28" H Seamless with Funnel Top. (Optional Interliner Available, See Product \$1099 in Price List) Gross Wt. 20.9 lbs.</p>
	<p>110 SAND URN 11 1/2" Diameter x 30" H Seamless with Funnel Top. Ash Pan Included. Available also with Sand Pan and Sand Sifter. Gross Wt. 20.9 lbs.</p>
	<p>111 SAND URN/WASTE RECEPTACLE 11 1/2" Diameter x 30" H Seamless with Sand Pan 2 1/2" Deep White Sand Included. (Optional Sand Sifter Available. See Product #1093 in Price List) Gross Wt. 24.3 lbs.</p>
	<p>201 FLOOR ASHTRAY - SQUARE 8" x 8" x 28" H With Radius Corners. With Sand Pan. Gross Wt. 22.0 lbs.</p>



202
FLOOR ASHTRAY - SQUARE
 6" x 6" x 24" H
 With Stainless Steel or Black Ashtrap.
 Optional Sand Pan.
 Gross Wt. 21.0 lbs.



203
FLOOR ASHTRAY - SQUARE
 6" x 6" x 24" H
 With Radius Corners. With Stainless Steel or
 Black Ashtrap. Optional Sand Pan
 Gross Wt. 21.0 lbs.



204
FLOOR ASHTRAY - SQUARE
 6" x 6" x 28" H
 With Radius Corners. With Stainless Steel or
 Black Ashtrap. Optional Sand Pan
 Gross Wt. 21.5 lbs.



206
FLOOR ASHTRAY/TRASH RECEPTACLE
 6" x 6" x 28" H
 With Radius Corners. Large Square Cut
 Opening for Trash. Specify Stainless Steel or
 Black Ashtrap, or Sand Pan.
 Gross Wt. 20.0 lbs.



207
FLOOR ASHTRAY/TRASH RECEPTACLE
 8 x 8" x 28" H
 With Radius Corners. Large Square Cut
 Opening for Trash. With Sand Pan.
 Gross Wt. 21.8 lbs.



208
FLOOR ASHTRAY - SQUARE
 6" x 6" x 28" H
 With Stainless Steel or Black Ashtrap.
 Sand Pan Optional.
 Gross Wt. 20.5 lbs.



209
FLOOR ASHTRAY/TRASH RECEPTACLE
 6" x 6" x 28" H
 With Radius Corners. Round Opening for Trash
 With Stainless Steel or Black Ashtrap.
 Gross Wt. 21.0 lbs.



210
SAND URN/WASTE RECEPTACLE-SEAMLESS
 10" Diameter x 28" H
 Sand Pan 2 1/2" Deep.
 White Sand Included.
 Gross Wt. 21.0 lbs.

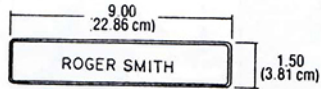


211
SAND URN/WASTE RECEPTACLE
 10 1/2" Diameter x 24" H With 2 1/2" Deep
 Sand Pan. White Sand Included. (Optional
 Ashtrap Available. See #1097 in Price List)
 Gross Wt. 2.4 lbs.




212
SAND URN/WASTE RECEPTACLE
 10" Diameter x 28" H With 2 1/2" Deep Sand
 Pan. White Sand Included. Waste Interliner
 Included. (Optional Ashtrap Available. See
 #1097 in Price List).
 Gross Wt. 2.6 lbs.

SIGNAGE



S3171
NAMEPLATE*
Includes engraved name with black filled letters.



SI-2736
NAME INSERT ONLY*
Black or brown plexiglass for model S2736