

*THE 2000 SERIES*

# METCOR

# THE 2000R SERIES

Timeless contemporary design, modularity and the availability of 15 metal finishes allows each designer limitless combinations from stock production. The radius baseplate and radius upright perpetual calendars set this line apart from the traditional lines of the 2000 "S" series. All components are theft resistant. Centerpieces require cut outs in checkstand writing surface for recessed installation, flush mount or surface mount. Cutout drawings supplied with order. For marble or granite tops, specify 3" long pen funnels. For substitute components see pages 31 and 32.

	PREMIUM
	#30 Satin Chrome
	#35 Mirror Black
	#40 Polished Chrome
	#45 Satin Bronze
	#50 Satin Brass
	#60 Polished Brass
	#65 Antique Bronze
	#70 Polished Bronze
	#75 Black Chrome
STANDARD	
#05 Satin Aluminum	
#10 Pol. Aluminum	
#15 Satin Gold	
#20 Satin Black	
#25 Satin Duranotic	

## SINGLE SIDED



**CC2300R**  
CHECKSTAND CENTERPIECE  
One digital calendar

\$685

\$822

SIZE: 12 1/2"L x 5"W x 1/4"H



**CC2308R**  
CHECKSTAND CENTERPIECE  
One waste door, one calculator

887

1076

SIZE: 15"L x 5"W x 1/4"H



**CC2305R**  
CHECKSTAND CENTERPIECE  
One two-section form holder (max. form size 8 1/4"), one LCD clock/calendar, one waste door, two black security pens with funnels and cables.

1099

1449

SIZE: 30"L x 5"W x 1/4"H



**CC2309R**  
CHECKSTAND CENTERPIECE  
One three-section form holders (max. form size 8 1/4"), one LCD calendar/clock, one waste door, two black security pens with funnels and cables

1220

1604

SIZE: 34 1/2"L x 5"W x 1/4"H



**CC2310R**  
CHECKSTAND CENTERPIECE  
Two three-section form holders (max. form size 8 1/4"), one LCD calendar/clock, one waste door, one calculator, two black security pens with funnels and cables.

1341

1759

SIZE: 36"L x 5"W x 1/4"H



**CC2315R**  
CHECKSTAND CENTERPIECE  
Two three-section form holders (max. form size 8 1/4"), one LCD calendar/clock, one digital calendar, one waste door, one calculator, two black security pens with funnels and cables.

1606

2030


SIZE: 42"L x 5"W x 1/4"H

# THE 2000R SERIES

PREMIUM  
 #30 Satin Chrome  
 #35 Mirror Black  
 #40 Polished Chrome  
 #45 Satin Bronze  
 #50 Satin Brass  
 #60 Polished Brass  
 #65 Antique Bronze  
 #70 Polished Bronze  
 #75 Black Chrome

STANDARD  
 #05 Satin Aluminum  
 #10 Pol. Aluminum  
 #15 Satin Gold  
 #20 Satin Black  
 #25 Satin Duranotic

## SINGLE SIDED WITH DIGITAL CALENDAR



### CC2301R

#### CHECKSTAND CENTERPIECE

One single sided upright digital calendar, one two-section form holder (max. form size 8 1/4"), one calculator, one waste door, two black security pens with funnels and cables.

SIZE: 30"L x 7"W x 5"H

\$1848

\$2598



### CC2302R

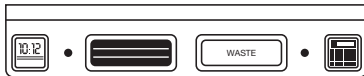
#### CHECKSTAND CENTERPIECE

One single sided upright digital calendar, one LCD calendar/clock, one waste door, one calculator, two black security pens with funnels and cables.

SIZE: 30"L x 7"W x 5"H

1784

2508



### CC2303R

#### CHECKSTAND CENTERPIECE

One single sided upright digital calendar, one LCD calendar/clock, one three-section form holders (max. form size 8 1/4"), one waste door, one calculator, two black security pens with funnels and cables.

SIZE: 36"L x 7"W x 5"H

2140

3149



### CC2304R

#### CHECKSTAND CENTERPIECE

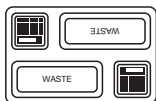
One single sided upright digital calendar, two three-section form holders (max. form size 8 1/4"), one LCD calendar/clock, one waste door, one calculator, two black security pens with funnels and cables.

SIZE: 42"L x 7"W x 5"H

2496

3313

## DOUBLE SIDED



### CC2320R

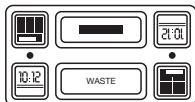
#### CHECKSTAND CENTERPIECE

Two waste doors, two calculators.

SIZE: 15"L x 10"W x 1/4"H

1644

1972



### CC2325R

#### CHECKSTAND CENTERPIECE

Two LCD calendar/clock, one waste door, one digital calendar, two calculators, four black security pens with funnels and cables.


SIZE: 19"L x 10"W x 1/4"H

2060

2566

# THE 2000R SERIES

## DOUBLE SIDED Continued



### CC2410R

#### CHECKSTAND CENTERPIECE

Two LCD calendar/clock, Two three-section form holders (max. form size 8 1/4"), two calculators, four black security pens with funnels and cables.

SIZE: 25"L x 10"W x 1/4"H

\$2979

\$3574



### CC2323R

#### CHECKSTAND CENTERPIECE

Two three-section form holders (max. form size 8 1/4"), two digital calendars two waste doors, four black security pens with funnels and cables.

SIZE: 34 1/2"L x 10"W x 1/4"H

3102

3758



### CC2321R

#### CHECKSTAND CENTERPIECE

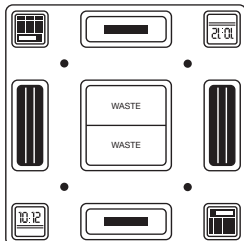
Two three-section form holders (max. form size 8 1/4"), two LCD calendar/clock, two digital calendars, two calculators, two waste doors, four black security pens with funnels and cables.

SIZE: 42"L x 10"W x 1/4"H

3225

3942

## SQUARE



### CC2324R

#### CHECKSTAND CENTERPIECE

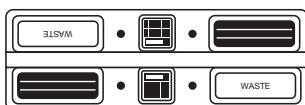
Two LCD calendar/clock, two digital calendars, two calculators, two three-section form holders (max. form size 8 1/4"), four black security pens with funnels and cables.

SIZE: 22"L x 22"W x 1/4"H

4047

4926

## DOUBLE SIDED WITH DIGITAL CALENDAR



### CC2331R

#### CHECKSTAND CENTERPIECE

Two three-section form holders (max. form size 8 1/4"), two calculators, two waste doors, four black security pens with funnels and cables.

SIZE: 30"L x 10"W x 5"H

2617

3559



### CC2341R

#### CHECKSTAND CENTERPIECE

Two LCD calendar/clock, two waste doors, Two three-section form holders (max. form size 8 1/4"), two calculators, four black security pens with funnels and cables.

SIZE: 36"L x 10"W x 5"H

3114

4245

PREMIUM  
 #30 Satin Chrome  
 #35 Mirror Black  
 #40 Polished Chrome  
 #45 Satin Bronze  
 #50 Satin Brass  
 #60 Polished Brass  
 #65 Antique Bronze  
 #70 Polished Bronze  
 #75 Black Chrome

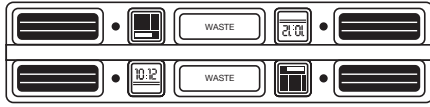
STANDARD  
 #05 Satin Aluminum  
 #10 Pol. Aluminum  
 #15 Satin Gold  
 #20 Satin Black  
 #25 Satin Duranotic

# THE 2000R SERIES

PREMIUM  
 #30 Satin Chrome  
 #35 Mirror Black  
 #40 Polished Chrome  
 #45 Satin Bronze  
 #50 Satin Brass  
 #60 Polished Brass  
 #65 Antique Bronze  
 #70 Polished Bronze  
 #75 Black Chrome

STANDARD  
 #05 Satin Aluminum  
 #10 Pol. Aluminum  
 #15 Satin Gold  
 #20 Satin Black  
 #25 Satin Duranotic

## DOUBLE SIDED WITH DIGITAL CALENDAR Continued



### CC2351R

#### CHECKSTAND CENTERPIECE

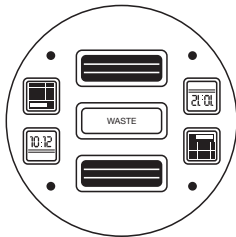
Four three-section form holders (max. form size 8 1/4"), two LCD calendar/clock, two waste doors, two calculators, four black security pens with funnels and cables.

SIZE: 42"L x 10"W x 5"H

\$4169

\$5131

## ROUND



### CC2360R

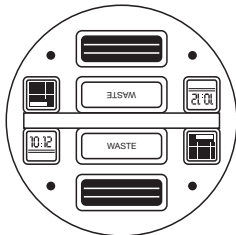
#### CHECKSTAND CENTERPIECE

Two three-section form holders (max. form size 8 1/4"), two calculators, two LCD calendar/clock, one waste door.

SIZE: 23"ROUND x 1/4"H

3199

4342



### CC2411R

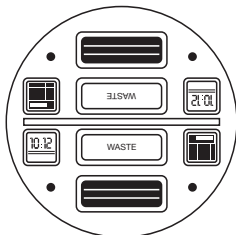
#### CHECKSTAND CENTERPIECE

Two three-section form holders (max. form size 8 1/4"), two calculators, two LCD calendar/clock, two waste doors, double-sided digital calendar.

SIZE: 23"ROUND x 5"H

3815

4342



### CC2422R

#### CHECKSTAND CENTERPIECE

Two three-section form holders (max. form size 8 1/4"), two calculators, two LCD calendar/clock, two waste doors, double-sided digital calendar.

SIZE: 23"ROUND x 5"H

3815

4342

# THE 2000R SERIES

PREMIUM  
 #30 Satin Chrome  
 #35 Mirror Black  
 #40 Polished Chrome  
 #45 Satin Bronze  
 #50 Satin Brass  
 #60 Polished Brass  
 #65 Antique Bronze  
 #70 Polished Bronze  
 #75 Black Chrome

## DIGITAL CALENDAR

One Window, Liquid Quartz Display, theft resistant perpetual calendar (no loose date cards) displays month, date and time. All self contained in oval housing (rectangular for 2000 S Series). **Line drawings reflect plan view and end view.**

STANDARD  
 #05 Satin Aluminum  
 #10 Pol. Aluminum  
 #15 Satin Gold  
 #20 Satin Black  
 #25 Satin Duranotic

### SINGLE SIDED WITHOUT BASEPLATE



**PC2010R**

\$572

\$652

SIZE: 10"L x 2"W x 5 1/2"H



**PC2020R**

652

807

SIZE: 20"L x 2"W x 5 1/2"H



**PC2030R**

693

879

SIZE: 30"L x 2"W x 5 1/2"H



**PC2040R**

733

832

SIZE: 36"L x 2"W x 5 1/2"H



**PC2050R**

774

988

SIZE: 42"L x 2"W x 5 1/2"H



### DOUBLE SIDED WITHOUT BASEPLATE



**PC2021R**

844

1083

SIZE: 20"L x 2"W x 5 1/2"H



**PC2031R**

882

1148

SIZE: 30"L x 2"W x 5 1/2"H



**PC2041R**

928

1212

SIZE: 36"L x 2"W x 5 1/2"H



# THE 2000R SERIES

PREMIUM  
 #30 Satin Chrome  
 #35 Mirror Black  
 #40 Polished Chrome  
 #45 Satin Bronze  
 #50 Satin Brass  
 #60 Polished Brass  
 #65 Antique Bronze  
 #70 Polished Bronze  
 #75 Black Chrome

STANDARD  
 #05 Satin Aluminum  
 #10 Pol. Aluminum  
 #15 Satin Gold  
 #20 Satin Black  
 #25 Satin Duranotic

## DOUBLE SIDED WITHOUT BASEPLATE Continued



**PC2051R**

\$990

1269

SIZE: 42"L x 2"W x 5 1/2"H



## SINGLE SIDED WITH BASEPLATE



**PC2110R**

624

807

SIZE: 10"L x 2"W x 5 1/2"H



**PC2120R**

694

860

SIZE: 20"L x 2"W x 5 1/2"H



**PC2130R**

758

957

SIZE: 30"L x 2"W x 5 1/2"H



**PC2140R**

782

1015

SIZE: 36"L x 2"W x 5 1/2"H



**PC2150R**

827

1052

SIZE: 42"L x 2"W x 5 1/2"H



## DOUBLE SIDED WITH BASEPLATE



**PC2121R**

662

862

SIZE: 20"L x 2"W x 5 1/2"H



**PC2131R**

739

940

SIZE: 30"L x 2"W x 5 1/2"H



# THE 2000R SERIES

PREMIUM  
 #30 Satin Chrome  
 #35 Mirror Black  
 #40 Polished Chrome  
 #45 Satin Bronze  
 #50 Satin Brass  
 #60 Polished Brass  
 #65 Antique Bronze  
 #70 Polished Bronze  
 #75 Black Chrome

STANDARD  
 #05 Satin Aluminum  
 #10 Pol. Aluminum  
 #15 Satin Gold  
 #20 Satin Black  
 #25 Satin Duranotic

## DOUBLE SIDED MOUNTED ON OVAL BASE Continued



**PC2141R**

\$812

1043

SIZE: 36"L x 2"W x 5 1/2"H



**PC2151R**

894

1157

SIZE: 42"L x 2"W x 5 1/2"H



## WALL MOUNTED WITH BASEPLATE



**PC2210R**

624

807

SIZE: 10"L x 5 1/2"W x 2"H




**PC2220R**

694

860

SIZE: 20"L x 5 1/2"W x 2"H



**PC2230R**

758

998

SIZE: 30"L x 5 1/2"W x 2"H



**PC2240R**

782

995

SIZE: 36"L x 5 1/2"W x 2"H



**PC2250R**

827

1052

SIZE: 42"L x 5 1/2"W x 2"H





# THE 2000S SERIES

Just as much freedom in design as the 2000 "R" series but with crisp, detailed 90 degree corners on both the baseplate and upright perpetual calendars makes this series just as easy to specify as all of our collections. All components are theft resistant. Centerpieces require cut outs in checkstand writing surface for recessed installation, flush mount or surface mount. Cutout drawings supplied with order. For marble or granite tops, specify 3" long pen funnels. For substitute components see page

	PREMIUM
	#30 Satin Chrome
	#35 Mirror Black
	#40 Polished Chrome
STANDARD	#45 Satin Bronze
#05 Satin Aluminum	#50 Satin Brass
#10 Pol. Aluminum	#60 Polished Brass
#15 Satin Gold	#65 Antique Bronze
#20 Satin Black	#70 Polished Bronze
#25 Satin Duranotic	#75 Black Chrome

## SINGLE SIDED



**CC2300S**  
CHECKSTAND CENTERPIECE  
One digital calendar

\$685

\$822

SIZE: 12 1/2"L x 5"W x 1/4"H



**CC2308S**  
CHECKSTAND CENTERPIECE  
One waste door, one calculator

887

1076

SIZE: 15"L x 5"W x 1/4"H



**CC2305S**  
CHECKSTAND CENTERPIECE  
One two-section form holder (max. form size 8 1/4"), one LCD clock/calendar, one waste door, two black security pens with funnels and cables.

1099

1449

SIZE: 30"L x 5"W x 1/4"H



**CC2309S**  
CHECKSTAND CENTERPIECE  
One three-section form holders (max. form size 8 1/4"), one LCD calendar/clock, one waste door, two black security pens with funnels and cables

1220

1604

SIZE: 34 1/2"L x 5"W x 1/4"H



**CC2310S**  
CHECKSTAND CENTERPIECE  
Two three-section form holders (max. form size 8 1/4"), one LCD calendar/clock, one waste door, one calculator, two black security pens with funnels and cables.

1341

1759

SIZE: 36"L x 5"W x 1/4"H



**CC2315S**  
CHECKSTAND CENTERPIECE  
Two three-section form holders (max. form size 8 1/4"), one LCD calendar/clock, one digital calendar, one waste door, one calculator, two black security pens with funnels and cables.

1606

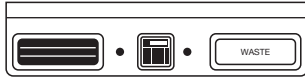
2030

SIZE: 42"L x 45"W x 1/4"H



# THE 2000S SERIES

## SINGLE SIDED WITH DIGITAL CALENDAR



### CC2301S

#### CHECKSTAND CENTERPIECE

One single sided upright digital calendar, one two-section form holder (max. form size 8 1/4"), one calculator, one waste door, two black security pens with funnels and cables.

SIZE: 30"L x 7"W x 5"H

\$1848

\$2598



### CC2302S

#### CHECKSTAND CENTERPIECE

One single sided upright digital calendar, one LCD calendar/clock, one waste door, one calculator, two black security pens with funnels and cables.

SIZE: 30"L x 7"W x 5"H

1784

2508



### CC2303S

#### CHECKSTAND CENTERPIECE

One single sided upright digital calendar, one LCD calendar/clock, one three-section form holders (max. form size 8 1/4"), one waste door, one calculator, two black security pens with funnels and cables.

SIZE: 36"L x 7"W x 5"H

2140

3149



### CC2304S

#### CHECKSTAND CENTERPIECE

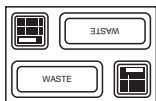
One single sided upright digital calendar, two three-section form holders (max. form size 8 1/4"), one LCD calendar/clock, one waste door, one calculator, two black security pens with funnels and cables.

SIZE: 42"L x 7"W x 5"H

2496

3313

## DOUBLE SIDED



### CC2320S

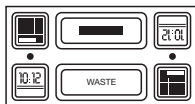
#### CHECKSTAND CENTERPIECE

Two waste doors, two calculators.

SIZE: 15"L x 10"W x 1/8"H

1644

1972



### CC2325S

#### CHECKSTAND CENTERPIECE

Two LCD calendar/clock, one waste door, one digital calendar, two calculators, four black security pens with funnels and cables.

SIZE: 19"L x 10"W x 1/8"H

2060



2566

STANDARD  
 #05 Satin Aluminum  
 #10 Pol. Aluminum  
 #15 Satin Gold  
 #20 Satin Black  
 #25 Satin Duranotic

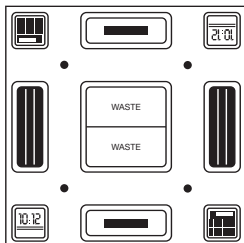
PREMIUM  
 #30 Satin Chrome  
 #35 Mirror Black  
 #40 Polished Chrome  
 #45 Satin Bronze  
 #50 Satin Brass  
 #60 Polished Brass  
 #65 Antique Bronze  
 #70 Polished Bronze  
 #75 Black Chrome

# THE 2000S SERIES

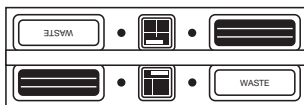
## DOUBLE SIDED Continued



## SQUARE



## DOUBLE SIDED WITH DIGITAL CALENDAR



	PREMIUM	
	#30 Satin Chrome	
	#35 Mirror Black	
	#40 Polished Chrome	
STANDARD	#45 Satin Bronze	
#05 Satin Aluminum	#50 Satin Brass	
#10 Pol. Aluminum	#60 Polished Brass	
#15 Satin Gold	#65 Antique Bronze	
#20 Satin Black	#70 Polished Bronze	
#25 Satin Duranotic	#75 Black Chrome	

**CC2410S**  
CHECKSTAND CENTERPIECE  
Two LCD calendar/clock, Two three-section form holders (max. form size 8 1/4"), two calculators, four black security pens with funnels and cables.

\$2979                      \$3574

SIZE: 25"L x 10"W x 1/8"H

**CC2323S**  
CHECKSTAND CENTERPIECE  
Two three-section form holders (max. form size 8 1/4"), two digital calendars two waste doors, four black security pens with funnels and cables.

3102                      3758

SIZE: 34 1/2"L x 10"W x 1/8"H

**CC2321S**  
CHECKSTAND CENTERPIECE  
Two three-section form holders (max. form size 8 1/4"), two LCD calendar/clock, two digital calendars, two calculators, two waste doors, four black security pens with funnels and cables.

3225                      3942

SIZE: 42"L x 10"W x 1/8"H

**CC2324S**  
CHECKSTAND CENTERPIECE  
Two LCD calendar/clock, two digital calendars, two calculators, two three-section form holders (max. form size 8 1/4"), four black security pens with funnels and cables.

4047                      4926

SIZE: 22"L x 22"W x 1/8"H

**CC2331S**  
CHECKSTAND CENTERPIECE  
Two three-section form holders (max. form size 8 1/4"), two calculators, two waste doors, four black security pens with funnels and cables.

2617                      3559

SIZE: 30"L x 10"W x 5"H

**CC2341S**  
CHECKSTAND CENTERPIECE  
Two LCD calendar/clock, two waste doors, Two three-section form holders (max. form size 8 1/4"), two calculators, four black security pens with funnels and cables.

3114                      4245

SIZE: 36"L x 10"W x 5"H

# THE 2000S SERIES

PREMIUM  
 #30 Satin Chrome  
 #35 Mirror Black  
 #40 Polished Chrome  
 #45 Satin Bronze  
 #50 Satin Brass  
 #60 Polished Brass  
 #65 Antique Bronze  
 #70 Polished Bronze  
 #75 Black Chrome

STANDARD  
 #05 Satin Aluminum  
 #10 Pol. Aluminum  
 #15 Satin Gold  
 #20 Satin Black  
 #25 Satin Duranotic

## DOUBLE SIDED WITH DIGITAL CALENDAR Continued



### CC2351S

#### CHECKSTAND CENTERPIECE

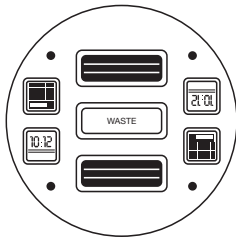
Four three-section form holders (max. form size 8 1/4"), two LCD calendar/clock, two waste doors, two calculators, four black security pens with funnels and cables.

SIZE: 42"L x 10"W x 5"H

\$4169

\$5131

## ROUND



### CC2360S

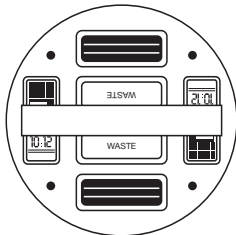
#### CHECKSTAND CENTERPIECE

Two three-section form holders (max. form size 8 1/4"), two calculators, two LCD calendar/clock, one waste door.

SIZE: 23"ROUND x 1/4"H

3199

4342



### CC2411S

#### CHECKSTAND CENTERPIECE

Two three-section form holders (max. form size 8 1/4"), two calculators, two LCD calendar/clock, two waste doors, double-sided digital calendar.

SIZE: 23"ROUND x 5"H

3815

4342

# THE 2000S SERIES

- PREMIUM  
 #30 Satin Chrome  
 #35 Mirror Black  
 #40 Polished Chrome  
 #45 Satin Bronze  
 #50 Satin Brass  
 #60 Polished Brass  
 #65 Antique Bronze  
 #70 Polished Bronze  
 #75 Black Chrome

## DIGITAL CALENDAR

One Window, Liquid Quartz Display, theft resistant perpetual calendar (no loose date cards) displays month, date and time. All self contained in oval housing (rectangular for 2000 S Series). **Line drawings reflect plan view and end view.**

- STANDARD  
 #05 Satin Aluminum  
 #10 Pol. Aluminum  
 #15 Satin Gold  
 #20 Satin Black  
 #25 Satin Duranotic

### SINGLE SIDED WITHOUT BASEPLATE



**PC2010S**

\$572

\$652

SIZE: 10"L x 2"W x 5 1/2"H



**PC2020S**

652

807

SIZE: 20"L x 2"W x 5 1/2"H



**PC2030S**

693

879

SIZE: 30"L x 2"W x 5 1/2"H



**PC2040S**

733

832

SIZE: 36"L x 2"W x 5 1/2"H



**PC2050S**

774

988

SIZE: 42"L x 2"W x 5 1/2"H



### DOUBLE SIDED WITHOUT BASEPLATE



**PC2021S**

844

1083

SIZE: 20"L x 2"W x 5 1/2"H



**PC2031S**

882

1148

SIZE: 30"L x 2"W x 5 1/2"H



**PC2041S**

928

1212

SIZE: 36"L x 2"W x 5 1/2"H



# THE 2000S SERIES

PREMIUM  
 #30 Satin Chrome  
 #35 Mirror Black  
 #40 Polished Chrome  
 #45 Satin Bronze  
 #50 Satin Brass  
 #60 Polished Brass  
 #65 Antique Bronze  
 #70 Polished Bronze  
 #75 Black Chrome

STANDARD  
 #05 Satin Aluminum  
 #10 Pol. Aluminum  
 #15 Satin Gold  
 #20 Satin Black  
 #25 Satin Duranotic

## DOUBLE SIDED WITHOUT BASEPLATE Continued



**PC2051**

\$990

1269

SIZE: 42"L x 2"W x 5 1/2"H



## SINGLE SIDED WITH BASEPLATE



**PC2110S**

624

807

SIZE: 10"L x 2"W x 5 1/2"H



**PC2120S**

694

860

SIZE: 20"L x 2"W x 5 1/2"H



**PC2130S**

758

957

SIZE: 30"L x 2"W x 5 1/2"H



**PC2140S**

782

1015

SIZE: 36"L x 2"W x 5 1/2"H



**PC2150S**

827

1052

SIZE: 42"L x 2"W x 5 1/2"H



## DOUBLE SIDED WITH BASEPLATE



**PC2121S**

662

862

SIZE: 20"L x 2"W x 5 1/2"H



**PC2131S**

739

940

SIZE: 30"L x 2"W x 5 1/2"H



# THE 2000R SERIES

PREMIUM  
 #30 Satin Chrome  
 #35 Mirror Black  
 #40 Polished Chrome  
 #45 Satin Bronze  
 #50 Satin Brass  
 #60 Polished Brass  
 #65 Antique Bronze  
 #70 Polished Bronze  
 #75 Black Chrome

STANDARD  
 #05 Satin Aluminum  
 #10 Pol. Aluminum  
 #15 Satin Gold  
 #20 Satin Black  
 #25 Satin Duranotic

## DOUBLE SIDED MOUNTED ON OVAL BASE Continued



**PC2141S**

\$812

1043

SIZE: 36"L x 2"W x 5 1/2"H



**PC2151S**

894

1157

SIZE: 42"L x 2"W x 5 1/2"H



## WALL MOUNTED WITH BASEPLATE




**PC2210S**

624

807

SIZE: 10"L x 5 1/2"W x 2"H




**PC2220S**

694

860

SIZE: 20"L x 5 1/2"W x 2"H




**PC2230S**

758

998

SIZE: 30"L x 5 1/2"W x 2"H



**PC2240S**

782

995

SIZE: 36"L x 5 1/2"W x 2"H



**PC2250S**

827

1052

SIZE: 42"L x 5 1/2"W x 2"H




# THE 2000 SERIES

## MODULAR COMPONENTS SERIES 2000

For custom designs all components are modular and interchangeable. The two basic sizes are: 9 1/2" x 3 3/4" and 3 3/4" x 3 3/4". Components require cutouts in writing surface for recessed installation, flush mount or surface mount. Cutout drawings supplied with order.

	PREMIUM
	#30 Satin Chrome
	#35 Mirror Black
	#40 Polished Chrome
STANDARD	#45 Satin Bronze
#05 Satin Aluminum	#50 Satin Brass
#10 Pol. Aluminum	#60 Polished Brass
#15 Satin Gold	#65 Antique Bronze
#20 Satin Black	#70 Polished Bronze
#25 Satin Duranotic	#75 Black Chrome



**TC2290**  
DIGITAL CALENDAR  
SIZE: 9 1/2"L x 3 3/4"W

\$285      \$416



**W2401**  
WASTE DOOR  
SIZE: 9 1/2"L x 3 3/4"W

229      302



**Q2403**  
QUICK DEPOSIT DOOR  
SIZE: 9 1/2"L x 3 3/4"W

229      302



**BR2616**  
FORM HOLDER  
Two-section for horizontal usage (max. form size 8 1/4")  
SIZE: 9 1/2"L x 3 3/4"W

272      364



**BR2617**  
FORM HOLDER  
Three-section for horizontal usage (max. form size 8 1/4")  
SIZE: 9 1/2"L x 3 3/4"W

285      383



**BR2618**  
FORM HOLDER  
Two-section for vertical usage (max. form width: 4").  
Rear pockets are 4 1/4" deep/forward pockets are 4 3/4" deep.  
SIZE: 9 1/2"L x 3 3/4"W

298      408



**CL2455**  
CALCULATOR  
Chrome keys (#40) or brass keys (#60).  
SIZE: 3 3/4"L x 3 3/4"W

208      274





# THE 2000 SERIES

## MODULAR COMPONENTS SERIES 2000 CONTINUED

**STANDARD**  
 #05 Satin Aluminum  
 #10 Pol. Aluminum  
 #15 Satin Gold  
 #20 Satin Black  
 #25 Satin Duranotic

**PREMIUM**  
 #30 Satin Chrome  
 #35 Mirror Black  
 #40 Polished Chrome  
 #45 Satin Bronze  
 #50 Satin Brass  
 #60 Polished Brass  
 #65 Antique Bronze  
 #70 Polished Bronze  
 #75 Black Chrome



**CL2475**  
LCD CLOCK/CALENDAR

SIZE: 3<sup>3</sup>/<sub>4</sub>"L x 3<sup>3</sup>/<sub>4</sub>"W

\$208

\$274

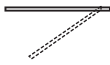


**AT2451**  
ASHTRAY  
Removable cup with theft-proof grill.

SIZE: 3<sup>3</sup>/<sub>4</sub>"L x 3<sup>3</sup>/<sub>4</sub>"W

158

211



**W2402**  
WASTE DOOR

SIZE: 8"L x 5"W

270

316



**Q2400**  
QUICK DEPOSIT DOOR

SIZE: 8"L x 5"W

270

316



**Q2404**  
QUICK DEPOSIT UNIT

SIZE: 8"L x 5"W

270

316



**CL2455-RB**  
CALCULATOR—RAISED BASE  
Chrome keys (#40) or brass keys (#60).

SIZE: 3<sup>3</sup>/<sub>4</sub>"L x 3<sup>3</sup>/<sub>4</sub>"W x 2"H

243

312



**CL2475-RB**  
LCD CLOCK/CALENDAR—RAISED BASE

SIZE: 3<sup>3</sup>/<sub>4</sub>"L x 3<sup>3</sup>/<sub>4</sub>"W x 2"H

243

312